

## Managing Cookies in Safari 3.1.2



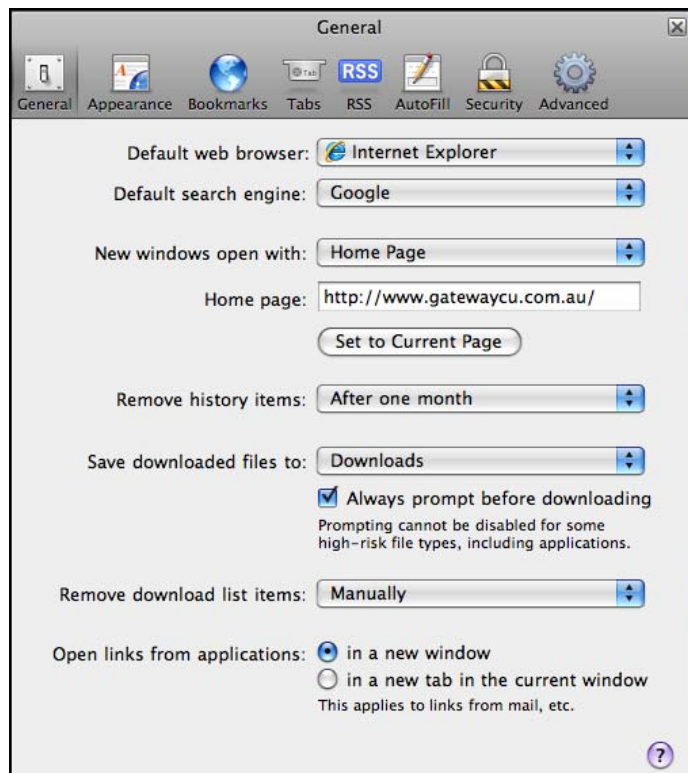
Gateway Credit Union Ltd  
ABN 47 087 650 093 AFSL No 238293

If you are concerned about cookies, you can set how you want Safari to handle them.

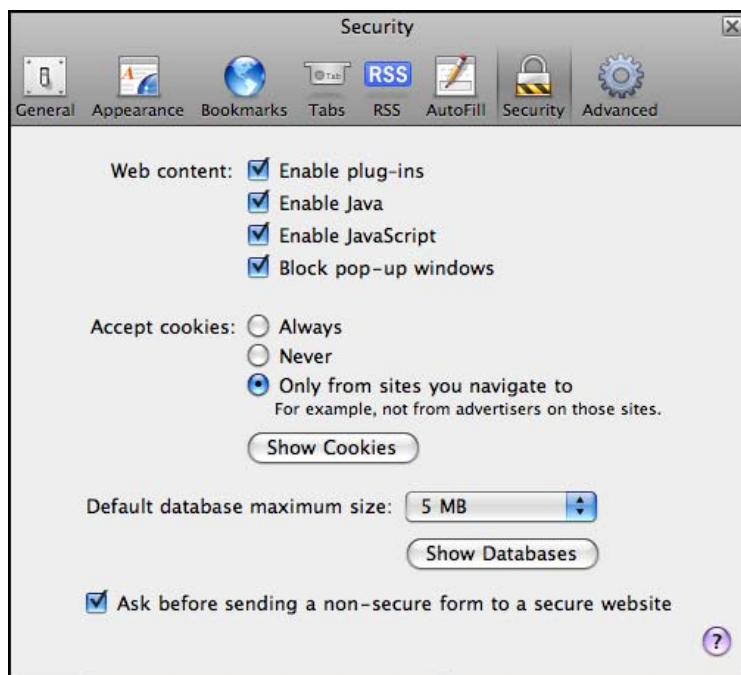
**Important: Changing your cookie preferences or removing cookies may cause similar changes in other applications.**

### To change cookie preferences:

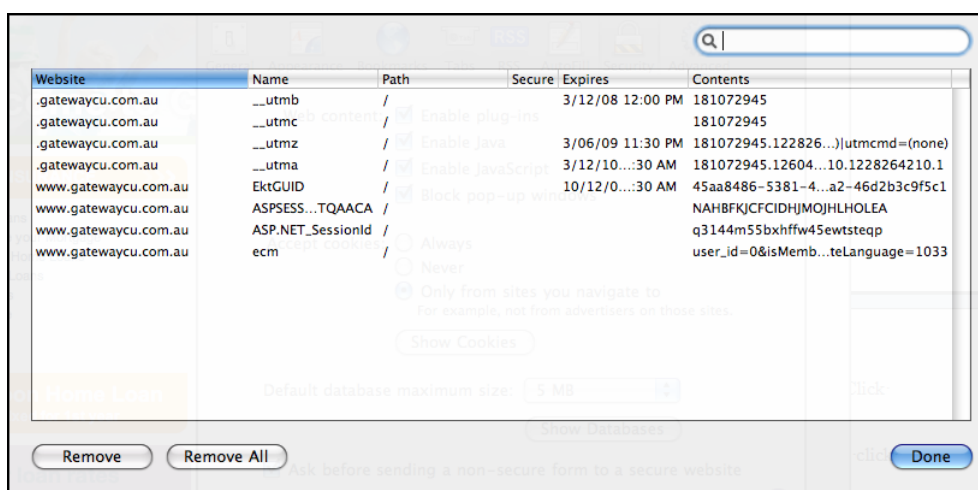
1. Choose **Edit > Preferences.**



2. Click **Security.**



3. In the **Accept Cookies** section, choose how you want Safari to handle cookies. Click the Help button (question mark) to see an explanation of the options.
4. If you want to see more information about the cookies stored on your computer, click **Show Cookies**. The following information is displayed for each cookie:



**Website** that stored the cookie

**Name**

**Path**, or location, on your computer

**Secure** status; cookies marked "secure" are sent over an encrypted connection

**Expiration date**; when it will be removed from your computer

**Content**; normally a string of code

5. **If you've set Safari to block cookies, you may need to temporarily accept cookies to open a page.** Repeat the above steps, selecting **Always**. When you're done with the page, turn off cookies again and remove the page's cookies.